

LED DOT MATRIX
BL-M15X881
Features:

- 38.00mm (1.5") F 3.7 dot matrix LED display.
- Low current operation.
- Excellent character appearance.
- Easy mounting on P.C. Boards or sockets.
- I.C. Compatible.
- ROHS Compliance.


Super Bright
Electrical-optical characteristics: (Ta=25 ° C) (Test Condition: IF=20mA)

Part No		Chip			VF Unit:V		Iv TYP.(mcd)
Row Cathode Column Anode	Row Anode Column Cathode	Emitted Color	Material	λ _p (nm)	Typ	Max	
BL-M15A881S-XX	BL-M15B881S-XX	Hi Red	GaAlAs/GaAs,SH	660	1.85	2.20	250
BL-M15A881D-XX	BL-M15B881D-XX	Super Red	GaAlAs/GaAs,DH	660	1.85	2.20	320
BL-M15A881UR-XX	BL-M15B881UR-XX	Ultra Red	GaAlAs/GaAs,DDH	660	1.85	2.20	400
BL-M15A881E-XX	BL-M15B881E-XX	Orange	GaAsP/GaP	635	2.10	2.50	190
BL-M15A881Y-XX	BL-M15B881Y-XX	Yellow	GaAsP/GaP	585	2.10	2.50	190
BL-M15A881G-XX	BL-M15B881G-XX	Green	GaP/GaP	570	2.20	2.50	195

Ultra Bright
Electrical-optical characteristics: (Ta=25 ° C) (Test Condition: IF=20mA)

Part No		Chip			VF Unit:V		Iv TYP.(mcd)
Row Cathode Column Anode	Row Anode Column Cathode	Emitted Color	Material	λ _p (nm)	Typ	Max	
BL-M15A881UHR-XX	BL-M15B881UHR-XX	Ultra Red	AlGaInP	645	2.10	2.50	400
BL-M15A881UE-XX	BL-M15B881UE-XX	Ultra Orange	AlGaInP	630	2.10	2.50	235
BL-M15A881YO-XX	BL-M15B881YO-XX	Ultra Amber	AlGaInP	619	2.10	2.50	235
BL-M15A881UY-XX	BL-M15B881UY-XX	Ultra Yellow	AlGaInP	590	2.10	2.50	235
BL-M15A881UG-XX	BL-M15B881UG-XX	Ultra Green	AlGaInP	574	2.20	2.50	250
BL-M15A881PG-XX	BL-M15B881PG-XX	Ultra Pure Green	InGaN	525	3.80	4.50	270
BL-M15A881B-XX	BL-M15B881B-XX	Ultra Blue	InGaN	470	2.70	4.20	180
BL-M15A881W-XX	BL-M15B881W-XX	Ultra White	InGaN	/	2.70	4.20	235

--XX: Surface / Lens color :

Number	0	1	2	3	4	5
Ref Surface Color	White	Black	Gray	Red	Green	
Epoxy Color	Water clear	White diffused	Red Diffused	Green Diffused	Yellow Diffused	

LED DOT MATRIX
BL-M15X881
Absolute maximum ratings (Ta=25°C)

Parameter	S	D	UR	E	Y	G	Unit
Forward Current I_f	25	25	25	25	25	30	mA
Power Dissipation P_d	60	60	60	60	60	65	mW
Reverse Voltage V_R	5	5	5	5	5	5	V
Peak Forward Current I_{PF} (Duty 1/10 @1KHZ)	150	150	150	150	150	150	mA
Operation Temperature T_{OPR}	-40 to +80						°C
Storage Temperature T_{STG}	-40 to +85						°C
Lead Soldering Temperature T_{SOL}	Max.260±5 °C for 3 sec Max. (1.6mm from the base of the epoxy bulb)						°C

■ Absolute maximum ratings (Ta=25°C)

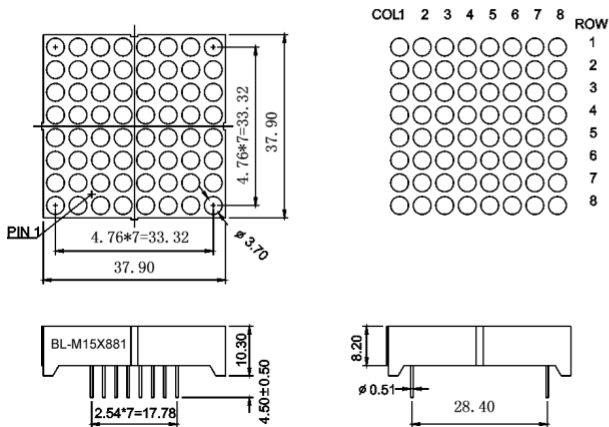
Parameter	UHR	UE	YO	UY	UG	PG	B	W	Unit
Forward Current I_f	30	30	30	30	30	30	30	30	mA
Power Dissipation P_d	75	65	65	65	75	110	120	120	mW
Reverse Voltage V_R	5	5	5	5	5	5	5	5	V
Peak Forward Current I_{PF} (Duty 1/10 @1KHZ)	150	150	150	150	150	150	100	100	mA
Operation Temperature T_{OPR}	-40 to +80								°C
Storage Temperature T_{STG}	-40 to +85								°C
Lead Soldering Temperature T_{SOL}	Max.260±5 °C for 3 sec Max. (1.6mm from the base of the epoxy bulb)								°C

LED DOT MATRIX

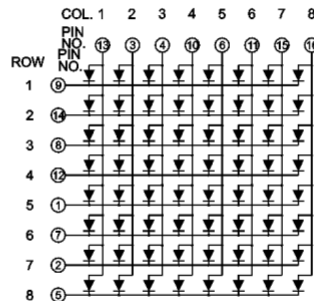
BL-M15X881

Package configuration & Internal circuit diagram

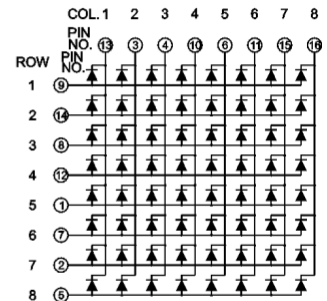
BL-M15X881 Series



BL-M15A881



BL-M15B881



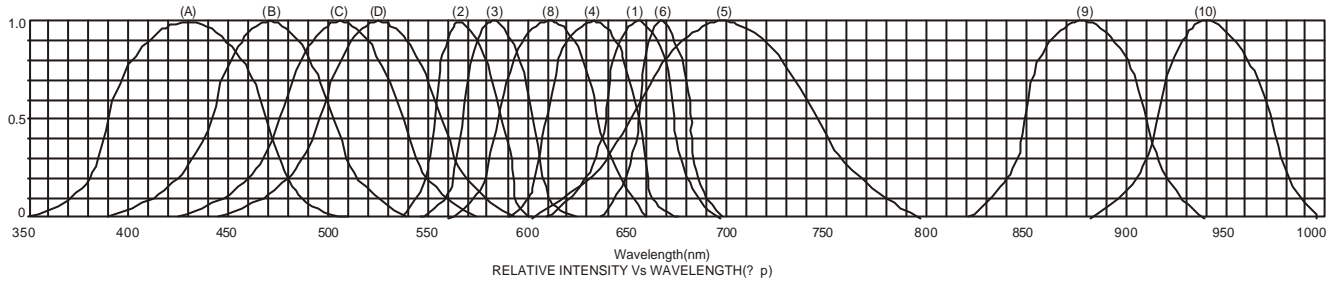
Notes:

1. All dimensions are in millimeters (inches)
2. Tolerance is $\pm 0.25(0.01)$ unless otherwise noted.
3. Specifications are subject to change without notice.

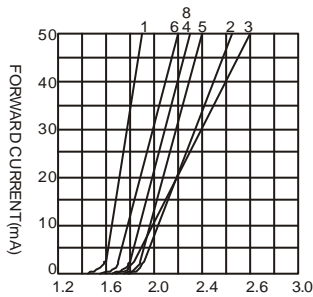
LED DOT MATRIX

BL-M15X881

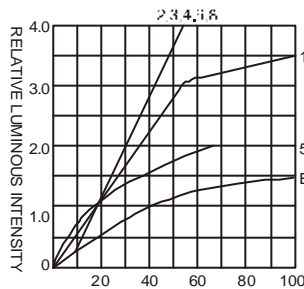
Typical electrical-optical characteristics curves:



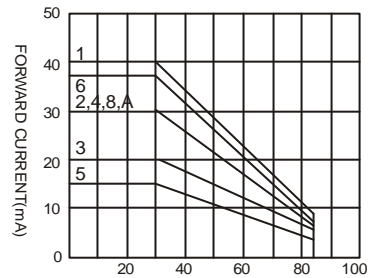
- | | |
|---|--------------------------------------|
| (1) - GaAsP/GaAs 655nm/Red | (9) - GaAlAs 880nm |
| (2) - GaP 570nm/Yellow Green | (10) - GaAs/GaAs & GaAlAs/GaAs 940nm |
| (3) - GaAsP/GaP 585nm/Yellow | (A) - GaN/SiC 430nm/Blue |
| (4) - GaAsP/GaP 635nm/Orange & Hi-Eff Red | (B) - InGaN/SiC 470nm/Blue |
| (5) - GaP 700nm/Bright Red | (C) - InGaN/SiC 505nm/Ultra Green |
| (6) - GaAlAs/GaAs 660nm/Super Red | (D) - InGaAl/SiC 525nm/Ultra Green |
| (8) - GaAsP/GaP 610nm/Super Red | |



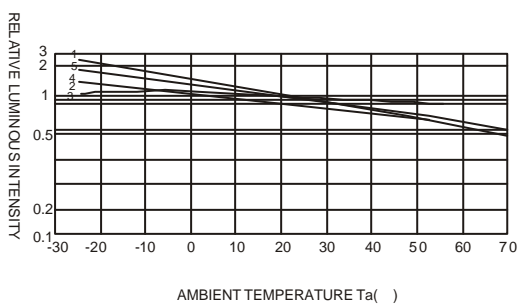
FORWARD VOLTAGE (Vf)
FORWARD CURRENT VS.
FORWARD VOLTAGE



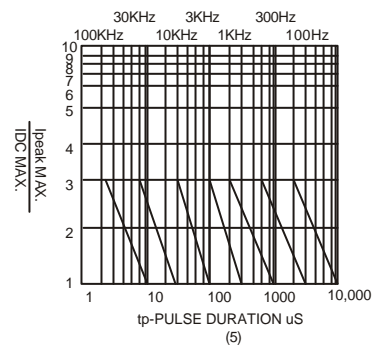
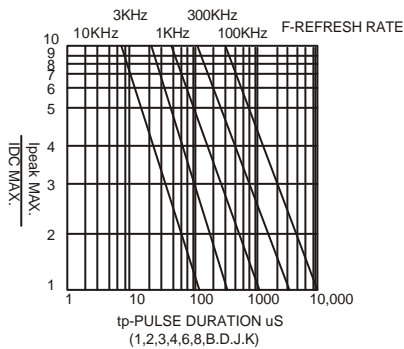
FORWARD CURRENT (mA)
RELATIVE LUMINOUS
INTENSITY VS. FORWARD
CURRENT



AMBIENT TEMPERATURE Ta()
FORWARD CURRENT VS. AMBIENT
TEMPERATURE



AMBIENT TEMPERATURE Ta()



NOTE:25 free air temperature unless otherwise specified