

FEATURES:

- .156" (3.96mm) Contact Spacing x .200" (5.08mm) Row Spacing
- Accepts .062" (1.57mm) Nominal Thickness P.C. Board
- High Profile Insulator Body, .630" (16.00mm)
- Press Fit Contact Termination Option include .031" (0.79mm) Square Wire & P. C. Tails
- Modular Design permits any Connector Length Assembly
- Accepts between Contact and In-Contact Polarizing Keys
- RoHS Compliant & UL Recognize

Specifications:

Insulator Material	UL 94V-0 Diallyl Phthalate, Green Color
Contact Material	Copper Alloy
Contact Plating	Gold Plating Over Nickel for Entire Contact
Current Rating	5 Amperes
Contact Resistance	10 milliohms maximum
Dielectric Withstand Voltage	1800 VAC rms at sea level between adjacent contacts
Insulation Resistance	5000 Megohms minimum
Operating Temperature	-40°C to +125°C
Insertion Force	16oz (4.45N) maximum per contact pair when tested with .070" (1.78mm) thick gauge
Withdrawal Force	1oz (0.28N) minimum per contact pair when tested with .054" (1.37mm) thick gauge

Example Part Number: **368-006-540-201**

Series _____

Total Number of Contacts _____

Contact Code _____

Contact Rows _____

Total Number of Contacts

004
006

Contact Rows

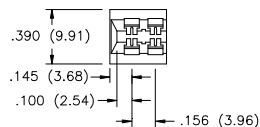
End Module
Center Module

Contact Code	Description & Tail Size	Tail Length "G"
542	P.C. Tail .031 (0.79) Square	.380 (9.65)
540	Wire Wrap .031 (0.79) Square	.600 (15.24)

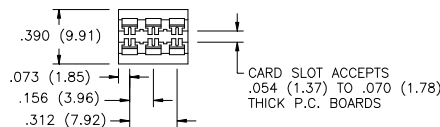
Series: 368

Mounting Option 201

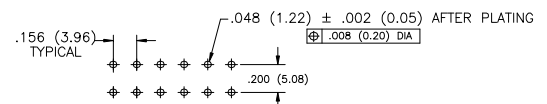
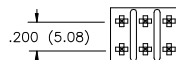

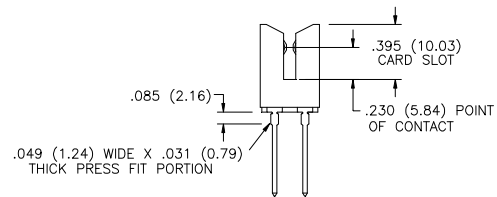
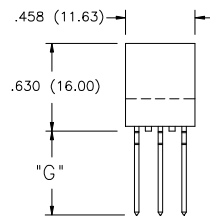
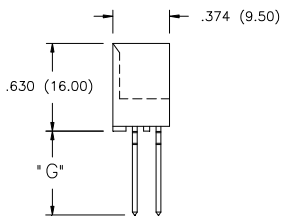
4 CONTACT END MODULE



6 CONTACT CENTRE MODULE



FOR BETWEEN CONTACT POLARIZING KEY, SPECIFY P/N 368-240-318



RECOMMENDED HOLE PATTERN FOR PRESS FIT