

FEATURES:

- .156" (3.96mm) Contact Spacing x .200" (5.08mm) Row Spacing
- Accepts .062" (1.57mm) Nominal Thickness P.C. Board
- Low Profile Insulator Body, .473" (12.01mm) with Card Guides
- Contact Termination Options include P.C. Tail, Wire Hole, Wire Wrap, 90 Degree and Extender Board Bends
- Single or Dual Row Configurations
- Variety of Mounting Options
- Accepts between Contact and In-Contact Polarizing Keys
- RoHS Compliant

SERIES: 322

SPECIFICATIONS

Insulator Material:	Grey polycarbonate, Glass reinforced
Contact Material:	Copper alloy
Contact Plating:	Gold plating on mating area, Tin plating on tails with nickel underplating all over
Current Rating:	Grey polycarbonate, Glass reinforced
Refer to 307/357 Series for more information/specifications	

Contact Rows and Insulator Material:	Description
1	Single Row, Grey Polycarbonate
2	Double Row, Grey Polycarbonate
4	Single Row, Black Nylon
5	Double Row, Black Nylon

EXAMPLE PART NUMBER **322-044-500-258**



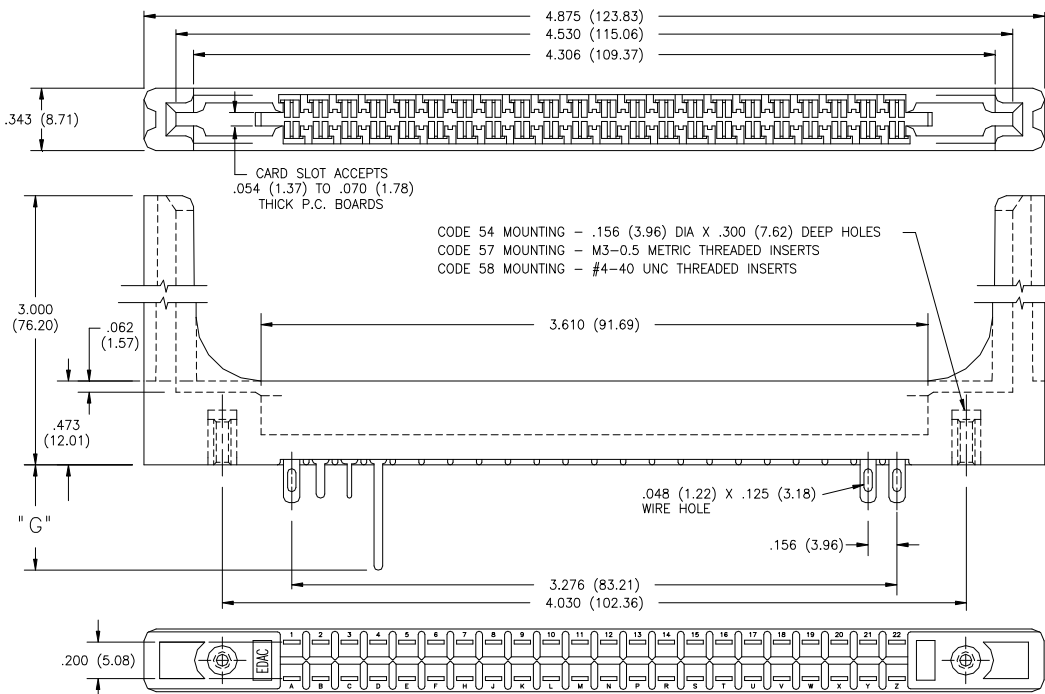
Total Number of Contacts:	Contact Rows
022	Single Row
044	Double Row

Contact Code

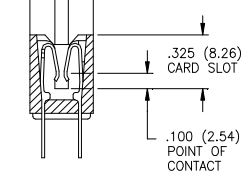
See 307/357 Series for available Contact Code Options and Tail Length "G" Dimensions

Mounting Options:

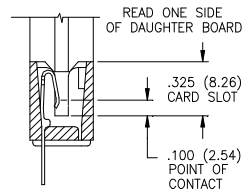
Mounting Options:	Description
54	Ø.156" (Ø3.96mm) x .300" (7.62) Deep Holes
57	M3-0.5 Metric Threaded Inserts
58	#4-40 Unified Threaded Inserts



DUAL ROW CONTACTS



SINGLE ROW CONTACTS



SINGLE ROW CONTACTS

