

## Cylindrical LED lamp

BL-L344

### Features:

- Ø 3.0mm Cylindrical LED lamp
- Ø Ultra brightness.
- Ø Choice of various viewing angles.
- Ø Diffused, Transparent and Water clear lens are available.
- Ø IC compatible /Low current capability.
- Ø RoHs Compliance



### Electrical-optical characteristics: (Ta=25°C) (Test Condition: IF=20mA)

Part Number	Chip			Lens Type	Forward Voltage(VF) Unit:V		Luminous Intensity (Iv) Unit:mcd		Viewing Angle 2θ/2 (deg)
	Emitted Color	Material	λp (nm)		Typ	Max	Min.	Typ.	
					Water Clear	100			
BL-L344SRC	Hi Red	AlGaAs,SH	660		1.85	2.20	30	80	
BL-L344LRC	Super Red	AlGaAs,DH	660		1.85	2.20	70	150	
BL-L344URC	Ultra Red	AlGaAs,DDH	660		1.95	2.20	125	350	
BL-L344UEC	Ultra Orange	AlGaInP	630		2.10	2.50	160	450	
BL-L344UYC	Ultra Yellow	AlGaInP	590		2.10	2.50	160	450	
BL-L344UGC	Ultra Green	AlGaInP	574		2.20	2.50	35	110	
BL-L344PGC	Ultra Pure Green	InGaN	525	Water Clear	3.80	4.50	320	1100	100
BL-L344BGC	Ultra Bluish Green	InGaN	505		3.80	4.50	250	900	
BL-L344BC	Blue	InGaN	430		3.80	4.50	420	900	
BL-L344UBC	Ultra Blue	InGaN	470		2.70	4.20	550	1100	
BL-L344VC	UV	InGaN	405		3.80	4.50	35	110	
BL-L344UWC	Ultra White	InGaN	/		2.70	4.20	300	1500	

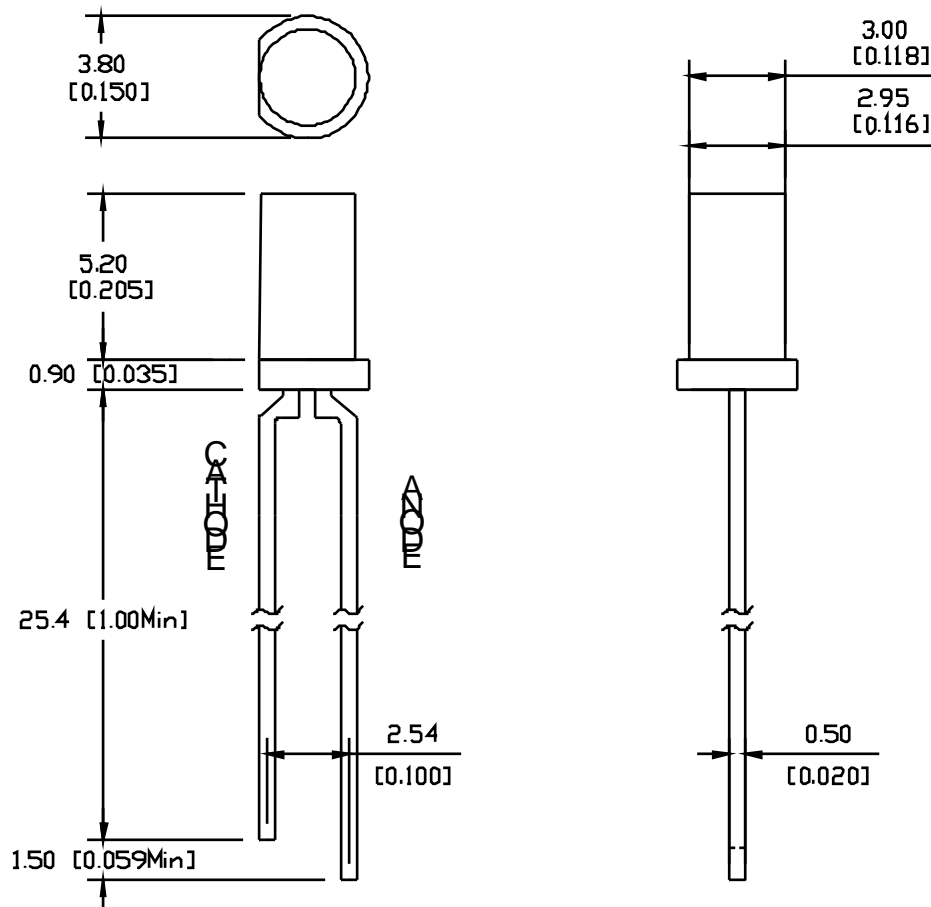
### Absolute maximum ratings (Ta=25°C)

Parameter	SR	LR	UR	UE	UY	UG	PG	BG	B	UB	UV	W	Unit
Forward Current I <sub>F</sub>	25	25	25	30	30	30	30	30	30	30	30	30	mA
Power Dissipation P <sub>d</sub>	60	60	60	65	65	75	110	110	120	120	120	120	mW
Reverse Voltage V <sub>R</sub>	5	5	5	5	5	5	5	5	5	5	5	5	V
Peak Forward Current I <sub>PF</sub> (Duty 1/10 @1KHZ)	150	150	150	150	150	150	150	100	100	100	100	100	mA
Operation Temperature T <sub>OPR</sub>	-40 to +80												°C
Storage Temperature T <sub>STG</sub>	-40 to +85												°C
Lead Soldering Temperature TSOL	Max.260±5°C for 3 sec Max. (1.6mm from the base of the epoxy bulb)												°C

# Cylindrical LED lamp

BL-L344

## Package configuration & Internal circuit diagram



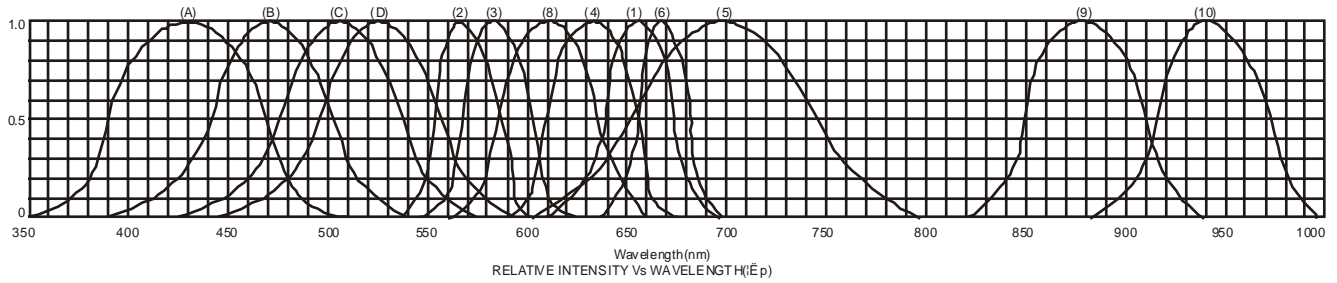
### Notes:

1. All dimensions are in millimeters (inches)
2. Tolerance is  $\pm 0.25(0.01)$  unless otherwise noted.
3. Specifications are subject to change without notice.

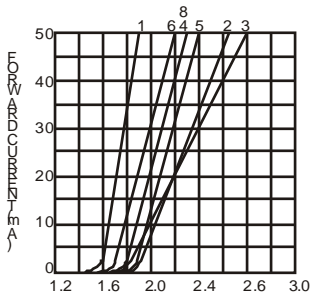
# Cylindrical LED lamp

BL-L344

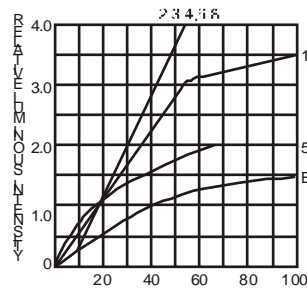
## Typical electrical-optical characteristics curves:



- (1) - GaAsP/GaAs 655nm/Red
- (2) - GaP 570nm/Yellow Green
- (3) - GaAsP/GaP 585nm/Yellow
- (4) - GaAsP/GaP 635nm/Orange & Hi-Eff Red
- (5) - GaP 700nm/Bright Red
- (6) - GaAlAs/GaAs 660nm/Super Red
- (8) - GaAsP/GaP 610nm/Super Red
- (9) - GaAlAs 880nm
- (10) - GaAs/GaAs & GaAlAs/GaAs 940nm
- (A) - GaN/SiC 430nm/Blue
- (B) - InGaN/SiC 470nm/Blue
- (C) - InGaN/SiC 505nm/Ultra Green
- (D) - InGaAlSiC 525nm/Ultra Green



FORWARD VOLTAGE (Vf)  
FORWARD CURRENT VS.  
FORWARD VOLTAGE



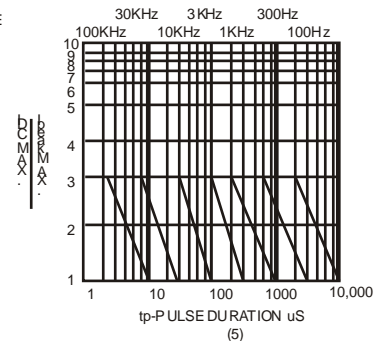
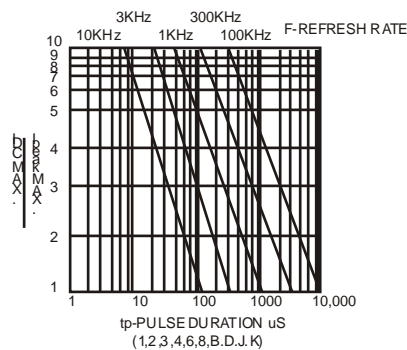
FORWARD CURRENT (mA)  
RELATIVE LUMINOUS  
INTENSITY VS. FORWARD  
CURRENT



AMBIENT TEMPERATURE Ta ( ° )  
FORWARD CURRENT VS. AMBIENT  
TEMPERATURE



AMBIENT TEMPERATURE Ta ( ° )



NOTE: 25 free air temperature unless otherwise specified

Cylindrical LED lamp

BL-L344

Packing and weighting

